

Alonso High School Raven Band

Dance Team Paperwork Instructions




ONLY GO ON TO THE NEXT PAGE IF YOU ARE A DANCER.
WINDS, PERCUSSION AND DRUM MAJORS - THESE ARE NOT THE INSTRUCTIONS FOR YOU!

GO HERE



www.AthleticClearance.com



BEFORE Visiting www.athleticClearance.com, Please make sure you have the following:

- **DANCE REQUIREMENTS:** Prior to starting, you will need the following documents available in order to complete the Clearance Process:
 - 1) A scanned copy of the drivers license/gov't ID of the PARENT OR LEGAL GUARDIAN that is completing the registration and signing the forms - when scanning your license/ID, please make sure all information is CLEARLY VISIBLE in the picture and be sure the ID is **not expired**.
 - 2) FHSAA Physical Evaluation Form - This form must be SIGNED & STAMPED, and the CLEARED WITHOUT LIMITATION box must be checked by your physician. This form can be accessed on Canvas. Be sure the form is filled out completely!
 - 3) Certificates of completion for the three REQUIRED FHSAA videos. These certificates **MUST BE IN THE STUDENTS NAME** - no nicknames. The videos can be found on the following website: nfhslearn.com.
- Instructions for accessing and viewing the videos is on the next slide. Videos must be completed after May 15 of the current year to be accepted for the following school year.
- **ALL THREE VIDEO CERTIFICATES WILL NEED TO BE SAVED AS PDF'S AND UPLOADED TO THE ATHLETIC CLEARANCE WEBSITE.**

FHSAA Video Instructions

- Viewing of the following videos is required each school year. Videos for the 2024-2025 school year are now available to be viewed.
- [Go to www.nfhslearn.com](http://www.nfhslearn.com)
- Have the student log in - if they have played a sport or were in High School band auxiliary (dance) last year, they should already have an account. If this is their first year in dance or have never played a sport you will need to create an account.
- Be sure when asked for the name on the certificate the STUDENT'S NAME is entered and NOT the parent. The student is responsible for watching the videos, not the parent.
- Order the following courses (they are FREE). Once you have completed “checkout”, the student can access the courses in their dashboard.
 - *Concussion in Sports - What You Need to Know (45 min)*
 - *Heat Illness Prevention (45 min)*
 - *Sudden Cardiac Arrest (15 min)*
- After the student has completed each courses, be sure to download each of the certificates and the have student sign them. You will then need to scan each certificate and upload them to the Athletic Clearance website.

Student Physical - Dance Only

- The required physical form can be downloaded during the athletic clearance process on page 3. This is the only form allowed. All other forms will be denied. It is also available in Canvas.
-
- Please be aware of the following:
 1. Physicals are only good for 365 days.
 2. You must use the forms in Home Campus (Athletic Clearance website). All other forms will be denied.
 3. Be sure the forms are completely filled out and all questions are answered.
 4. Make sure STUDENT and PARENT sign and date the bottom of page 2.
 5. At the bottom of page 3 - Physical must be signed and dated by the appropriate medical personnel to be valid.
 6. Page 4 - this must be filled out in its entirety - the provider, student, and parent/guardian must sign and date
 7. The physical must be scanned and uploaded to the Athletic Clearance Website. If any part of the physical is missing or not visible in the scan, it will be denied and your student will not be cleared.



Don't go on until your child has
watched all three videos and has
the certificates!!!

Paperwork Website Log In

▶ <https://athleticclearance.fhsaahome.org/>

If you have previously created an account, log in here.

If you have forgotten your info, DO NOT create a new account. Use the “Forgot Password” options.

If you have never logged in - click here to create an account.

The LEGAL GUARDIAN must create the account using THEIR email, not the student’s.

The screenshot shows the Athletic Clearance website interface. At the top, there is a green header with the logo and the text "AthleticClearance.com By Home Campus". Below the header, there is a login form with a dropdown menu for state (set to "Florida"), an email input field (containing "BruceHerrmann@c"), a password input field (masked with dots), and a "Sign In" button. A "Forgot Password?" link is located below the password field. Below the login form is a "Create an Account" button. A blue arrow points from the "Forgot Password?" link to the "Sign In" button. Another blue arrow points from the "Create an Account" button to the "Create an Account" button. Below the login form, there is a section titled "See how it works!" with a video player showing a "Step-By-Step Guide" for the clearance process. The video player has a "Watch later" button and a "Share" button. At the bottom right of the page, there is a "Help" button. The browser's address bar shows the URL "athleticclearance.fhsaahome.org".

After Logging In

The screenshot shows a web browser window with the URL `athleticclearance.fhsaahome.org/home`. The page features a green header with navigation links: [My Clearances](#), [My Account](#), [Help](#), and [Logout](#). The `AthleticClearance.com` logo and tagline "By Home Campus" are in the top right. A "Select Language" dropdown is on the left. The main content area is titled "My Clearances" and contains a blue button labeled "Start Clearance Here". A black callout box with white text says "Click 'Start Clearance Here'" with a blue arrow pointing to the button. Below this is a "Filter Search" section with "Year" (set to 2021-22) and "Status" (set to -- Select --) dropdowns, and a "Search" button. A message states "You have clearance registrations that are in progress". A table with columns "Year", "Sports", and "Participant" is shown, with "Alonso (Tampa)" listed under "Participant". An "INFORMATION" link is at the bottom of the table. A "Help" button is in the bottom right. A PDF viewer at the bottom shows "Physical Clearan....pdf".

My Clearances

Click "Start Clearance Here"

Start Clearance Here

Filter Search

Year: 2021-22

Status: -- Select --

Search

You have clearance registrations that are in progress

Year	Sports	Participant
		Alonso (Tampa)

INFORMATION

Help

Physical Clearan....pdf

Show All

Selecting Year, School, and Sport

The screenshot shows a web browser window with the URL `athleticclearance.fhsaahome.org/clearance/form/setup`. The page title is "Clearance - Setup" and the subtitle is "Choose Which Year, School & Sport". There are three dropdown menus: "Year" with "2021-22" selected, "School" with "Alonso (Tampa)" selected, and "Sport" with "Band Auxiliary" selected. A blue "Next" button is at the bottom. Annotations include blue arrows pointing to each dropdown and black boxes with white text: "Choose 24-25", "Choose Alonso", and "Choose Band Auxiliary". A yellow box at the bottom says "IF YOU PLAY AN INSTRUMENT - CHOOSE BAND". The footer contains "Terms and Conditions", "Privacy Policy", "©2021 Carty Web Strategies: All Rights Reserved", and a "Help" button. A taskbar at the bottom shows a PDF file named "Physical Clearan....pdf" and a "Show All" button.

athleticclearance.fhsaahome.org/clearance/form/setup

My Clearances My Account Help Logout

AthleticClearance.com
By Home Campus

Select Language

Clearance - Setup

Choose Which Year, School & Sport

Year*

2021-22

School*

Alonso (Tampa)

Sport* (If you are a multiple sport athlete click "Add New Sport")

Band Auxiliary

Add New Sport | Remove Sport

Next

IF YOU PLAY AN INSTRUMENT - CHOOSE BAND

Choose 24-25

Choose Alonso

Choose Band Auxiliary

Terms and Conditions Privacy Policy

©2021 Carty Web Strategies: All Rights Reserved

Help

Physical Clearan....pdf

Show All

Student Information

- This is where you will start to fill in information about your STUDENT. Click “Save & Continue” at the bottom of the page when completed.

The screenshot shows a web browser window with the URL athleticclearance.fhsaahome.org/clearance/form/new. The page has a green header with navigation links: My Clearances, My Account, Help, Logout. The Athletic Clearance.com logo is in the top right. A language selection dropdown is on the left. The main form area displays the following information:

- Year: 2021-22
- School: Alonso (Tampa)
- Sport: Band Auxiliary

Below this is a progress bar with icons for: Student, Parent/Guardian, Medical, Program Information, Signatures, and Files. The 'Student' icon is highlighted.

The form fields are:

- Choose Existing Student: A dropdown menu showing "-- Select --".
- First Name: An empty text input field.
- Last Name: An empty text input field.
- Grade: A dropdown menu.
- Date of Birth: An empty text input field.

At the bottom right, there is a yellow "Help" button with a question mark icon. The browser's taskbar at the bottom shows a PDF file named "Physical Clearan....pdf" and a "Show All" button.

Legal Guardian Information Page

The ADULT filling out this portion of form will be required to upload a copy of their Drivers License or Government ID later in the process. If the names do not match, your student will not be cleared to participate. Click “Save & Continue” to go on to the next section.

The screenshot shows a web browser window with the URL `athleticclearance.fhsaahome.org/clearance/form/in-progress?reg_id=Keoo&step=2`. The page has a green header with navigation links: "My Clearances", "My Account", "Help", and "Logout". The "AthleticClearance.com" logo is in the top right, with the tagline "By Home Campus".

Below the header, there is a "Select Language" dropdown menu. The main content area displays the following information:

- Year:** 2021-22
- School:** Alonso (Tampa)
- Sport:** Band Auxiliary

A progress bar with six icons is shown below the information:

- Student (checked)
- Parent/Guardian (current step)
- Medical
- Program Information
- Signatures
- Files

The "Parent/Guardian" section includes a dropdown menu labeled "Choose Parent/Guardian" with "-- Select --" as the selected option. Below this are three text input fields:

- Parent Guardian #1
- First Name:
- Last Name:
- Cell:

A yellow "Help" button is located in the bottom right corner of the form area. At the bottom of the browser window, a PDF file named "Physical Clearan....pdf" is open, and a "Show All" button is visible in the bottom right corner.

Student Medical Information

After answering ALL of the medical questions, click “Save & Continue” to go on to the next section. If there are any “yes” answers, please explain in the box that appears.

Year:

2024-25

Student:

Ryan Anderson

School:

Alonso (Tampa)

Sport:

Band Auxiliary



Student



Parent/Guardian



Medical



Program Information



Signatures



Files



Confirmation

Do you have or have had any of the following?

Allergies (drug, food, insects, etc)

Yes No

Unconscious or Blackouts

Yes No

Muscle Cramps

Yes No

Sickle Cell Trait

Yes No

Epilepsy or Seizures

Yes No

Asthma

Yes No

Concussion or Head Injury

Yes No

Heat Illness, treated or hospitalized

Yes No

Heart Murmur/Abnormal Heart Beat

Yes No

Diabetes

Yes No

Headaches or Migraines

Yes No

Dizziness or Fainting Spells

Yes No

High Blood Pressure

Yes No

Family History of Heart Disease

Yes No

Rheumatic Fever

Yes No

Student Medical Information Cont.

At the bottom of the Medical Information Page there is an option to download the Physical Form. Download form then click “Save & Continue”.

Sickle Cell Trait

Yes No

Epilepsy or Seizures

Yes No

Hepatitis/Yellow Jaundice

Yes No

Mononucleosis

Yes No

ADD/ADHD

Yes No

Surgeries

Yes No

Sudden Death in Family Before Age 55

Yes No

Any other disorders or diseases that have required physician evaluation or treatment

Yes No

History of Skin Conditions

Yes No

Heart Murmur/Abnormal Heart Beat

Yes No

Diabetes

Yes No

Kidney or Bladder Problems

Yes No

Missing Organs

Yes No

Anxiety/Depression

Yes No

Broken Bones

Yes No

False Teeth or Bridges

Yes No

My child has special needs that the staff should be made aware of

Yes No

Additional Comments

Yes No

Family History of Heart Disease

Yes No

Rheumatic Fever

Yes No

Stomach Troubles or Ulcers

Yes No

Hearing/Speech Disorder

Yes No

Wears contact lenses/glasses

Yes No

Sport Injuries (sprains/strains) in Past Year?

Yes No

Current Medications

Yes No

My child has a special need and/or medication required on this field trip, activity or sport

Yes No



Alonso (Tampa) Physical Download

Click here to download

Insurance Dollar Amount

Please choose the \$30 band auxiliary option to bypass this page. You will not be charged.



Signatures completed, please click [here](#) to return to the home page.

Insurance Dollar Amount *

Choose the dollar amount that you have paid for insurance.

- \$60 - Tackle Football , Lacrosse
- \$40 - Soccer, Volleyball, Baseball, Softball, Wrestling, Basketball
- \$30 - Golf, Cheerleading, Cross Country, Track, Swimming, Girls Flag Football, Marching Band, Auxiliary Units, Team Managers and ROTC
- \$60 - Tackle Football , Lacrosse
- \$40 - Soccer, Volleyball, Baseball, Softball, Wrestling, Basketball
- \$30 - Golf, Cheerleading, Cross Country, Track, Swimming, Girls Flag Football, Marching Band, Auxiliary Units, Team Managers and ROTC

Previous

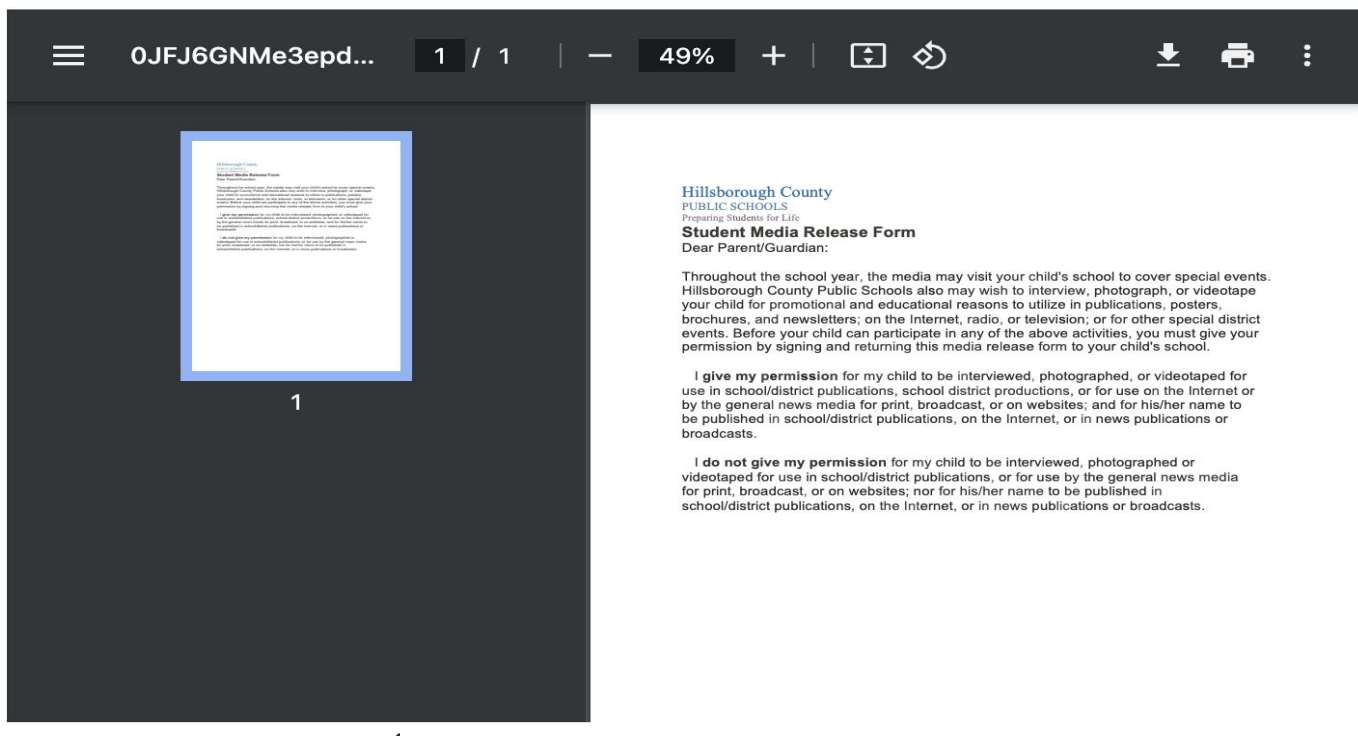
Save & Continue

Student Signature Page

- Please Note - All 7 forms on this page must be signed with the **STUDENTS NAME** Type the students name in each box.
 - Packets are often rejected because a parent name appears here. Parent/Guardian will sign on the next page.

Student Signature Forms

Band - Student Media Release 



The screenshot shows a PDF viewer interface. The top bar includes a menu icon, a document title '0JFJ6GNMe3epd...', page indicators '1 / 1', a zoom level of '49%', and icons for zooming, navigating, downloading, and printing. The main content area displays a document with the following text:

Hillsborough County
PUBLIC SCHOOLS
Preparing Students for Life
Student Media Release Form
Dear Parent/Guardian:

Throughout the school year, the media may visit your child's school to cover special events. Hillsborough County Public Schools also may wish to interview, photograph, or videotape your child for promotional and educational reasons to utilize in publications, posters, brochures, and newsletters; on the Internet, radio, or television; or for other special district events. Before your child can participate in any of the above activities, you must give your permission by signing and returning this media release form to your child's school.

I give my permission for my child to be interviewed, photographed, or videotaped for use in school/district publications, school district productions, or for use on the Internet or by the general news media for print, broadcast, or on websites; and for his/her name to be published in school/district publications, on the Internet, or in news publications or broadcasts.

I do not give my permission for my child to be interviewed, photographed or videotaped for use in school/district publications, or for use by the general news media for print, broadcast, or on websites; nor for his/her name to be published in school/district publications, on the Internet, or in news publications or broadcasts.


Ryan Anderson

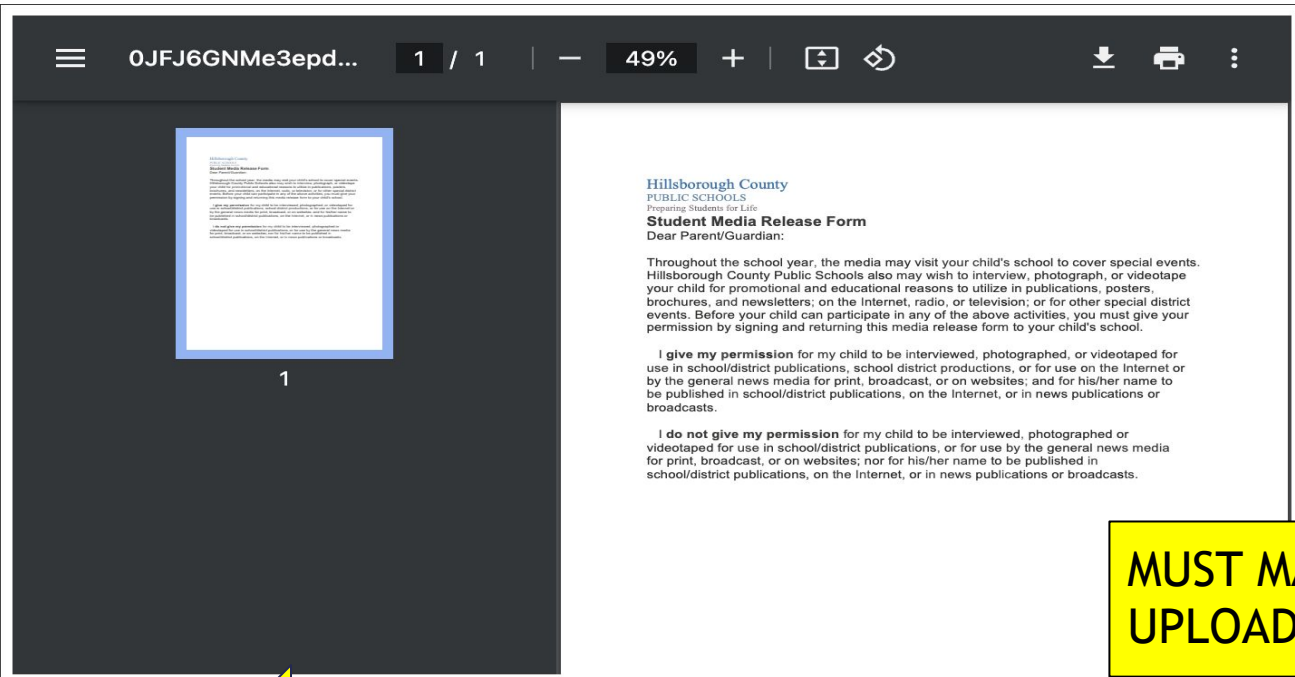
Student Name here

I do not consent to this

Parent/Guardian Signature Page

All 8 forms on this page must be signed by the parent or guardian whose Government issued ID will be uploaded. If they do not match, the clearance will be denied. Type parent/guardian name in each box. The ID must not be expired.

Parent Signature Forms
Band - Student Media Release 




Hillsborough County
PUBLIC SCHOOLS
Preparing Students for Life
Student Media Release Form
Dear Parent/Guardian:

Throughout the school year, the media may visit your child's school to cover special events. Hillsborough County Public Schools also may wish to interview, photograph, or videotape your child for promotional and educational reasons to utilize in publications, posters, brochures, and newsletters; on the Internet, radio, or television; or for other special district events. Before your child can participate in any of the above activities, you must give your permission by signing and returning this media release form to your child's school.

I give my permission for my child to be interviewed, photographed, or videotaped for use in school/district publications, school district productions, or for use on the Internet or by the general news media for print, broadcast, or on websites; and for his/her name to be published in school/district publications, on the Internet, or in news publications or broadcasts.

I do not give my permission for my child to be interviewed, photographed or videotaped for use in school/district publications, or for use by the general news media for print, broadcast, or on websites; nor for his/her name to be published in school/district publications, on the Internet, or in news publications or broadcasts.

Sandra Anderson 

I do not consent to this

MUST MATCH ID THAT WILL BE UPLOADED AT THE END

Parent/Guardian Name here

Student Information Page Uploads (Page 1 of 2)

□ This is where you will upload the following documents:


1. Upload page 4 of the FHSAA Physical Clearance Form **SIGNED & STAMPED** with the **CLEARED WITHOUT LIMITATION** box selected by the provider. The student and parent must also sign this page. All information at the top must be filled out in its entirety.
2. All three **REQUIRED** video certificates
3. The scanned copy of the of the Official ID of the ADULT that filled out this form.

• Proof of residency must be a current FLEC/ water bill, mortgage statement, or lease agreement.
• Name and/or address on parent Photo ID must match proof of residence and/or information submitted on this website.

EL2 - PreParticipation Physical * [\(Download File\)](#)

Please only upload page 4 of the EL2. Page 5 will only be uploaded if the student-athlete has been referred for additional evaluation.

[Choose Existing File](#)




Drop file here or [click to upload](#)

[Need help reducing the size of your files?](#)

FHSAA Concussion Video Certificate *

[Choose Existing File](#)



Drop file here or [click to upload](#)

Video certificates **MUST** be dated after May 15, 2024 (you cannot use last years)
They **MUST** have the students given name (no nicknames)

Student Information Page Uploads (2 of 2)

- This is where you upload the last 2 video certificates, the picture of the PARENT/GUARDIAN ID who signed the forms, and page 5 of the physical ONLY if the student has been referred for additional evaluation.

The screenshot displays a registration page with three main upload sections. Each section includes a 'Choose Existing File' button and a dashed box with a cloud icon and an upward arrow, with the text 'Drop file here or click to upload' below it. The sections are: 1. 'FHSAA Heat Illness Video Certificates', 2. 'FHSAA Sudden Cardiac Arrest Video Certificate', and 3. 'Government Issued Photo Identification'. Each section also has a link for 'Need help reducing the size of your files?'. At the bottom, there is an 'Additional EL2 Pages' section with another 'Choose Existing File' button.

After uploading all video certificates, required page(s) of the physical, and parent/guardian ID, click submit completed registration at the bottom of the page.

THIS MUST BE THE PARENT ID - NOT THE STUDENTS AND MUST MATCH THE PARENT SIGNING THESE FORMS

CONGRATULATIONS!!

You have successfully completed the Athletic Clearance Packet.

- ❑ Once the packet has been submitted, you should receive an email letting you know
- ❑ the process has been started.
- ❑ The APA at Alonso, Mr. Warner, must review and approve the packet **BEFORE** your student is cleared to participate in dance camp beginning on July 22nd.
- ❑ In your student's profile, you can see if it says **PENDING**, **CLEARED** or **DENIED**. You will be notified by email once the application is cleared or, if denied, corrections that need to be made to your application.
- ❑ Please contact Mrs. Griffis, Mr. Sullivan, or Mrs. Anderson if you have any questions:
amanda.griffis@hcps.net williamd.sullivan@hcps.net or sandy.anderson2924@gmail.com